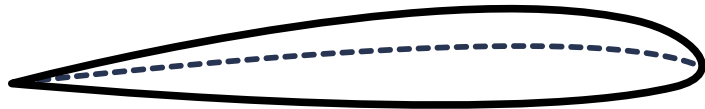
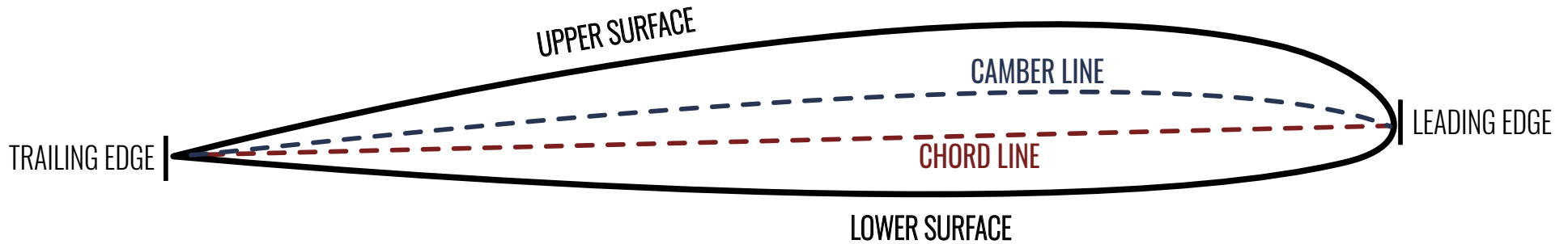
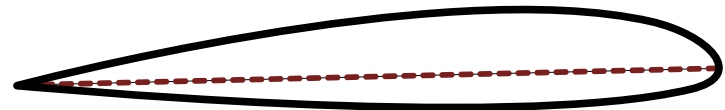


AIRFOILS



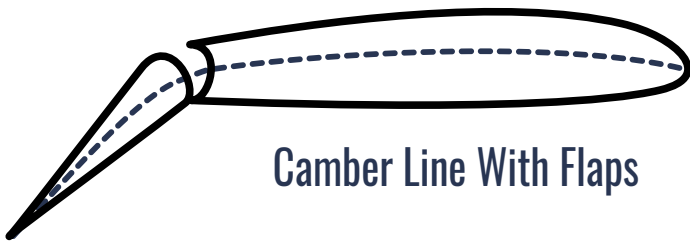
Camber Line

A line between the leading edge and trailing edge, where all points along the line are equidistant from the upper and lower surface. essentially shows how curved the wing is

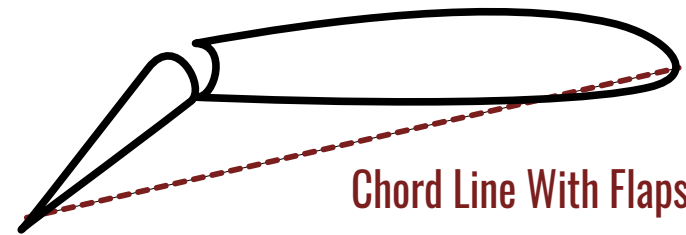


Chord Line

A direct line between the leading edge and the trailing edge. important in determining angle of attack (AOA).



Camber Line With Flaps



Chord Line With Flaps

DIFFERENT WINGS FOR DIFFERENT THINGS

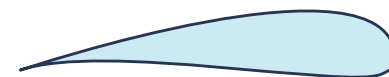
Airfoils are shaped differently to accomplish different goals.



SYMMETRICAL



HIGH CAMBER



PROPELLER



HIGH SPEED



CAMBERED



JET TURBINE BLADE